

# **Asymptotic Theory for Regressions with Smoothly Changing Parameters**

**Eric Hillebrand, Marcelo C. Medeiros and Junyue Xu**

**CREATES Research Paper 2012-31**

# ASYMPTOTIC THEORY FOR REGRESSIONS WITH SMOOTHLY CHANGING PARAMETERS

ERIC HILLEBRAND, MARCELO C. MEDEIROS, AND JUNYUE XU

ABSTRACT. We derive asymptotic properties of the quasi maximum likelihood estimator of smooth transition regressions when time is the transition variable. The consistency of the estimator and its asymptotic distribution are examined. It is shown that the estimator converges at the usual  $\sqrt{T}$ -rate and has an asymptotically normal distribution. Finite sample properties of the estimator are explored in simulations. We illustrate with an application to US inflation and output data.

KEYWORDS: Regime switching; smooth transition regression; asymptotic theory.

JEL CODES: C22

ACKNOWLEDGMENTS: Parts of the research for this paper were done while the first author was visiting the Department of Economics at the Pontifical Catholic University of Rio de Janeiro, Brazil, and while the second author was visiting CREATES, Aarhus University, Denmark. Their hospitality is gratefully appreciated. EH acknowledges support from the Danish National Research Foundation. MCM's research is partially supported by the CNPq/Brazil.

## 1. INTRODUCTION

In this paper, we derive the asymptotic properties of the quasi maximum likelihood estimator (QMLE) of smooth transition regressions (STR) when time is the transition variable and the regressors are stationary. The consistency of the estimator and its asymptotic distribution are examined.

Nonlinear regression models have been widely used in practice for a variety of time series applications; see Teräsvirta, Tjøstheim, and Granger (2010) for some examples in economics.

---

*Date:* June 12, 2012.

In particular, STR models, initially proposed in its univariate form by Chan and Tong (1986), and further developed in Luukkonen, Saikkonen, and Teräsvirta (1988) and Teräsvirta (1994,1998), have been shown to be very useful for representing asymmetric behavior. A comprehensive review of time series STR models is presented in van Dijk, Teräsvirta, and Franses (2002).

In most applications, stationarity, weak exogeneity, and homoskedasticity have been imposed. In these cases, the standard method of estimation is nonlinear least squares (NLS), which is equivalent to quasi-maximum likelihood (QML) or, when the errors are Gaussian, to conditional maximum likelihood. The asymptotic properties of the NLS are discussed in Mira and Escribano (2000), Suarez-Fariñas, Pedreira, and Medeiros (2004), and Medeiros and Veiga (2005). Lundbergh and Teräsvirta (1998) and Li, Ling, and McAleer (2002) consider STR models with heteroskedastic errors. Saikkonen and Choi (2004) consider the case of STR models with cointegrated variables when the transition variable is integrated of order one, and Medeiros, Mendes, and Oxley (2009) analyze a similar model but with stationary transition variables. The case with endogenous regressors is considered in Areosa, McAleer, and Medeiros (2011).

An important case to consider is time as transition variable in STR models. Lin and Teräsvirta (1994) and Medeiros and Veiga (2003) consider this type of specification to construct models with parameters that change smoothly over time. Strikholm (2006) use this transition variable to determine the number of breaks in regression models. However, the asymptotic properties of the QMLE in this case have not been fully understood. If time is the transition variable, asymptotic theory of the QML estimator cannot be achieved in the standard way, because as the sample size  $T$  goes to infinity, the proportion of finite sub-samples goes to zero. Our solution to this problem is to scale the transition variable  $t$  so that the location of the transition is a certain fraction of the total sample rather than a fixed sample point. This modification allows asymptotic theory of the QML estimator. Andrews and McDermott (1995) and Saikkonen and Choi (2004) use similar transformations. The scaling can be understood as a smooth transition version of the assumption

of constant break fractions that is common in the change-point literature (Perron (1989), for example).

The outline of this paper is as follows. Section 2 describes the model and asymptotic properties of the QMLE. A brief discussion concerning model specification is presented in Section 3. Monte Carlo simulations are presented in Section 4. Section 5 presents an application to US inflation and Gross Domestic Product. Section 6 concludes the paper. All proofs are presented in the Appendix. Additional simulation results are available in the supplement.

## 2. MODEL DEFINITION AND ESTIMATION

**2.1. The Model.** We consider the following model

$$y_t = \mathbf{x}'_t \boldsymbol{\beta}_0 + \sum_{m=1}^M \mathbf{x}'_t \boldsymbol{\beta}_m f[\gamma_m(t - c_m)] + \varepsilon_t, \quad t = 1, 2, \dots, T, \quad (1)$$

where  $\varepsilon_t$  is a martingale difference sequence with variance  $\sigma_\varepsilon^2$ ;  $\mathbf{x}_t$  is a vector of pre-determined regressors. The function  $f$  is the logistic transition function which has the form

$$f[\gamma(t - c)] = \frac{1}{1 + e^{-\gamma(t-c)}}, \quad t = 1, 2, \dots, T. \quad (2)$$

where  $\gamma > 0$  controls the smoothness of the transition and  $c \in \{1, 2, \dots, T\}$  is a location parameter.  $c_m \in \{1, 2, \dots, T\}$  in (1) are change-points. Note that when  $\gamma_m \rightarrow \infty$ ,  $m = 1, \dots, M$ , model (1) becomes a linear regression with  $M$  structural breaks occurring at the  $c_m$ .

**2.2. Embedding the Model in a Triangular Array.** Asymptotic theory for the QML estimator of the model defined above cannot be derived the standard way. Consider model (1) with  $M = 1$ . As  $T \rightarrow \infty$ , the proportion of observations in the first regime goes to zero. Since for  $T$  large,  $f[\gamma(t - c)] = f[T\gamma(T^{-1}t - T^{-1}c)] \approx \mathbb{1}_{\{T^{-1}t > 0\}}$ , the parameter vector  $\boldsymbol{\beta}_0$  that governs the first regime as well as the transition parameters  $\gamma$  and  $c$  vanish from the model and become unidentified. Figure 1 illustrates this for  $\gamma = 0.2$  and  $c = 50$ . In the upper plot of the figure,  $c$  is

in the middle of the sample; in the lower plot ( $T = 1000$ ), the second regime dominates. QML estimation of model (1) will be dominated by the second regime as the sample size increases. As the sample size goes to infinity, the first regime vanishes and its parameters become unidentified in the estimation. In order to obtain asymptotic theory for the estimator, the proportion of subsamples in two regimes (before and after the transition) should remain constant as  $T$  goes to infinity. In other words, the shape of the plot of the time series should remain qualitatively the same as  $T$  grows. For this purpose, we scale the logistic transition function as

$$f \left[ \gamma \left( \frac{T_0}{T} t - c \right) \right] = f \left[ T^{-1} \gamma (T_0 t - Tc) \right]; \quad t = 1, \dots, T; \quad c \in \left[ \frac{T_0}{T}, T_0 \right]. \quad (3)$$

where  $T_0$  is the actual sample size in any given data situation. Accordingly,

$$y_t = \mathbf{x}'_t \boldsymbol{\beta}_0 + \sum_{m=1}^M \mathbf{x}'_t \boldsymbol{\beta}_m f \left[ \gamma_m \left( \frac{T_0}{T} t - c_m \right) \right] + \varepsilon_t. \quad (4)$$

Note that a given small-sample situation is embedded in this sequence of models at  $T = T_0$ . As can be seen in (3), with this scaling the slope of the logistic function is decreasing with  $T$  while the locus of the transition is increasing with  $T$ . The scaling of the time counter,  $T_0$ , remains constant. Therefore, the proportions of observations in the first regime, during the transition, and in the last regime remain the same as  $T$  grows, and the parameters in these groups of observations remain identified.

**2.3. Assumptions.** We denote the data-generating parameter vector as

$$\boldsymbol{\theta}_0 = (\boldsymbol{\beta}'_{0,0}, \boldsymbol{\beta}'_{1,0}, \dots, \boldsymbol{\beta}'_{M,0}, \gamma_{1,0}, \dots, \gamma_{M,0}, c_{1,0}, \dots, c_{M,0}, \sigma_{\varepsilon,0}^2)',$$

where the (second) 0-subscript indicates the data-generating character.

We write  $\varepsilon_t(\boldsymbol{\theta})$  such that the notation can be used for both the residuals from the estimation and the data-generating errors:  $\varepsilon_t(\boldsymbol{\theta}) = y_t - g(\mathbf{x}_t; \boldsymbol{\beta}, \boldsymbol{\gamma}, \mathbf{c})$ , where  $\boldsymbol{\beta} = (\boldsymbol{\beta}_0, \dots, \boldsymbol{\beta}_M)'$ ;  $\boldsymbol{\gamma} =$

$(\gamma_1, \dots, \gamma_M)'$ ;  $\mathbf{c} = (c_1, \dots, c_M)'$  and

$$g(\mathbf{x}_t; \boldsymbol{\beta}, \boldsymbol{\gamma}, \mathbf{c}) = \mathbf{x}_t' \boldsymbol{\beta}_0 + \sum_{m=1}^M \mathbf{x}_t' \boldsymbol{\beta}_m f \left[ \gamma_m \left( \frac{T_0}{T} t - c_m \right) \right].$$

We use the shorthand notation  $\varepsilon_{t,0} := \varepsilon_t(\boldsymbol{\theta}_0)$ , for the data-generating errors and  $\varepsilon_t = \varepsilon_t(\boldsymbol{\theta})$  for the residual evaluated at any  $\boldsymbol{\theta}$ .

We consider the following assumptions.

**ASSUMPTION 1 (Parameter Space).** *The parameter vector  $\boldsymbol{\theta}_0$  is an interior point of  $\Theta$ , a compact real parameter space.*

**ASSUMPTION 2 (Errors).**

- (1)  $\varepsilon_{t,0}$  is a martingale difference sequence with constant variance  $\sigma_\varepsilon^2 > c > 0$ .
- (2)  $\mathbb{E}|\varepsilon_{t,0}|^q < \infty$  for  $q \leq 4$ .
- (3)  $\mathbf{x}_t$  and  $\varepsilon_{t,0}$  are independent.

**ASSUMPTION 3 (Stationarity and Moments).**

- (1)  $\mathbf{x}_t = (\mathbf{x}_{A,t}, \mathbf{x}_{B,t})'$ , where  $\mathbf{x}_{A,t}$  consists of stationary and ergodic exogenous variables and  $\mathbf{x}_{B,t}$  is a set of lagged values of  $y_t$ . The autoregressive polynomial in each regime associated with  $\mathbf{x}_{B,t}$  has all roots outside the unit circle.
- (2)  $\mathbb{E} \|\mathbf{x}_{A,t}\|^q < \infty$  for  $q \leq 4$ , where  $\|\cdot\|$  is the Euclidean vector norm.
- (3)  $\frac{1}{T} \sum_{t=1}^T (\mathbf{x}_t \mathbf{x}_t')$  converges in probability to  $\boldsymbol{\Omega} = \mathbb{E}(\mathbf{x}_t \mathbf{x}_t')$ , which is symmetric positive definite.

**2.4. Quasi Maximum Likelihood Estimator.** The parameter vector is estimated by QML as

$$\widehat{\boldsymbol{\theta}}_T = \operatorname{argmax}_{\boldsymbol{\theta} \in \Theta} \mathcal{L}_T(\boldsymbol{\theta}) = \operatorname{argmax}_{\boldsymbol{\theta} \in \Theta} \frac{1}{T} \sum_{t=1}^T \ell_t(\boldsymbol{\theta}), \quad (5)$$

where  $\ell_t(\boldsymbol{\theta}) = -\frac{1}{2} (\log 2\pi + \log \sigma_\varepsilon^2 + \varepsilon_t^2 \sigma_\varepsilon^{-2})$ .

**THEOREM 1 (Consistency).** *Under Assumptions 1 through 3, the quasi maximum likelihood estimator  $\widehat{\boldsymbol{\theta}}_T$  is consistent:  $\widehat{\boldsymbol{\theta}}_T \xrightarrow{p} \boldsymbol{\theta}_0$ .*

**THEOREM 2 (Asymptotic Normality).** *Under Assumptions 1 through 3, the quasi maximum likelihood estimator  $\widehat{\boldsymbol{\theta}}_T$  is asymptotically normally distributed:*

$$\sqrt{T} \left( \widehat{\boldsymbol{\theta}}_T - \boldsymbol{\theta}_0 \right) \xrightarrow{d} \mathcal{N} \left[ 0, \mathbf{A}(\boldsymbol{\theta}_0)^{-1} \mathbf{B}(\boldsymbol{\theta}_0) \mathbf{A}(\boldsymbol{\theta}_0)^{-1} \right], \quad (6)$$

where

$$\mathbf{A}(\boldsymbol{\theta}_0) = -\mathbb{E} \left( \left. \frac{\partial^2 \ell_t}{\partial \boldsymbol{\theta} \partial \boldsymbol{\theta}'} \right|_{\boldsymbol{\theta}_0} \right), \text{ and } \mathbf{B}(\boldsymbol{\theta}_0) = \mathbb{E} \left( \left. \frac{\partial \ell_t}{\partial \boldsymbol{\theta}} \right|_{\boldsymbol{\theta}_0} \frac{\partial \ell_t}{\partial \boldsymbol{\theta}'} \right|_{\boldsymbol{\theta}_0} \right).$$

**PROPOSITION 1 (Covariance Matrix Estimation).** *Under Assumptions 1 through 3,*

$$\mathbf{A}_T \xrightarrow{p} \mathbf{A} \text{ and } \mathbf{B}_T \xrightarrow{p} \mathbf{B},$$

where

$$\mathbf{A}_T(\boldsymbol{\theta}) = -\frac{1}{T} \sum_{t=1}^T \frac{\partial^2 \ell_t}{\partial \boldsymbol{\theta} \partial \boldsymbol{\theta}'}, \text{ and } \mathbf{B}_T(\boldsymbol{\theta}) = \frac{1}{T} \sum_{t=1}^T \frac{\partial \ell_t}{\partial \boldsymbol{\theta}} \frac{\partial \ell_t}{\partial \boldsymbol{\theta}'},$$

and  $\mathbf{A}$ ,  $\mathbf{B}$  as defined in Theorem 2.

### 3. NUMBER OF NONLINEAR TERMS

The number of nonlinear terms in equation (4) can be determined by the procedure proposed in Strikholm (2006). Suppose we want to test the null hypothesis of  $M = M^*$  terms against the alternative of  $M > M^*$  terms. Due to identification problems, the idea is, as in Teräsvirta (1994), to replace the additional nonlinear terms by a third order Taylor expansion around the null hypothesis:  $\mathbb{H}_0 : \gamma_{M^*+1} = \gamma_{M^*+2} = \dots = 0$ . Equation (4) can be approximated as

$$\begin{aligned} y_t = & \mathbf{x}'_t \widetilde{\boldsymbol{\beta}}_0 + \sum_{m=1}^{M^*} \mathbf{x}'_t \boldsymbol{\beta}_m f \left[ \gamma_m \left( \frac{T_0}{T} t - c_m \right) \right] \\ & + \mathbf{x}'_t \left( \frac{t}{T} \right) \boldsymbol{\theta}_1 + \mathbf{x}'_t \left( \frac{t}{T} \right)^2 \boldsymbol{\theta}_2 + \mathbf{x}'_t \left( \frac{t}{T} \right)^3 \boldsymbol{\theta}_3 + \varepsilon_t^*, \end{aligned} \quad (7)$$

where  $\varepsilon_t^* = \varepsilon_t + R$ , where  $R$  is the remainder of the approximation. The null hypothesis  $\mathbb{H}_0$  to be tested is  $\boldsymbol{\theta}_1 = \boldsymbol{\theta}_2 = \boldsymbol{\theta}_3 = \mathbf{0}$ . As the QMLE of the nonlinear parameters in (4) is consistent and asymptotically normal, a Lagrange Multiplier test with the usual asymptotic distribution is available and can be used to test the null hypothesis.

#### 4. SMALL SAMPLE SIMULATIONS

We conduct a set of Monte Carlo simulations in order to evaluate both the small-sample properties and the asymptotic behavior of the QMLE. In particular, we consider the following models with three limiting regimes:

Model A – Independent and identically distributed (IID) regressors:

$$y_t = \mathbf{x}'_t \boldsymbol{\beta}_0 + \sum_{m=1}^2 \mathbf{x}'_t \boldsymbol{\beta}_m f \left[ \gamma_m \left( \frac{t}{T} - c_m \right) \right] + \varepsilon_t,$$

$$y_t = 1 + x + (-1 - 2x) f \left[ 30 \left( \frac{t}{T} - \frac{1}{3} \right) \right] + (1 + 3x) f \left[ 30 \left( \frac{t}{T} - \frac{2}{3} \right) \right] + \varepsilon_t,$$

where  $\{x_t\}$  is a sequence of independent and normally distributed random variables with zero mean and unit variance,  $x_t \sim \text{NID}(0, 1)$ , and  $\{\varepsilon_t\}$  is either a sequence of  $\text{NID}(0, 1)$  or  $\text{Uniform}(-2, 2)$  random variables.

Model B – Dependent regressors:

$$y_t = \mathbf{x}'_t \boldsymbol{\beta}_0 + \sum_{m=1}^2 \mathbf{x}'_t \boldsymbol{\beta}_m f \left[ \gamma_m \left( \frac{t}{T} - c_m \right) \right] + \varepsilon_t,$$

$$y_t = 0.5 + 0.4y_{t-1} + (-0.5 + 0.5y_{t-1}) f \left[ 30 \left( \frac{t}{T} - \frac{1}{3} \right) \right]$$

$$+ (0.5 - 1.7y_{t-1}) f \left[ 30 \left( \frac{t}{T} - \frac{2}{3} \right) \right] + \varepsilon_t,$$

where  $\{\varepsilon_t\}$  is either a sequence of  $\text{NID}(0, 1)$  or  $\text{Uniform}(-2, 2)$  random variables.



Different values of  $T$  are used, ranging from 100 to 5000 observations. For each value of  $T$ , 1000 simulations are repeated. When the errors are normally distributed, maximum likelihood estimators are obtained. On the other hand, when the errors are uniformly distributed, the error distribution is misspecified and we have a QML estimation setup. For sample sizes up to 300 observations, the estimation procedure did not converge in less than 5% of the replications. These cases were discarded. The parameters  $\gamma$  are chosen in order to keep the transitions neither too smooth nor too sharp; see Figure 2.

For brevity, we report only the results concerning the uniform distribution. The results for Gaussian distribution are available in the supplement. Figures 3 and 4 show the average bias and the mean squared error (MSE) as a function of the sample size. Apart from the slope parameter, the average biases are rather small for all sample sizes and models. Furthermore, the MSE, as expected, converges to zero as the sample size increases. With respect to the slope parameter, the MSE is quite high for very small samples (100–300 observations) but also goes to zero as the sample size increases. The bias is also large in small samples, but becomes negligible for larger sample sizes. The large biases and MSE are mainly caused by few very large estimates (less than 1% of the cases). This pattern is expected, as it is quite difficult to estimate the slope parameters in small samples. On the other hand, the location ( $c$ ) and the linear parameters ( $\beta$ ) are estimated quite precisely.

Figures 5–6 present the distribution the standardized QMLE of the linear parameters of the model ( $\beta$ ). Some interesting facts emerge from the graphs. First, even in very small samples, the estimate  $\hat{\beta}_0$  has a distribution close to normal for all models. Second, the distributions of  $\hat{\beta}_1$  and  $\hat{\beta}_2$  have some outliers in small samples, but, as expected, they are close to normal for very large samples ( $T = 5000$ ).

Turning to the location parameter, Figures 7 and 8 show the distribution of the standardized QMLE for  $c$ . It is quite remarkable that even for  $T = 100$ , the empirical distributions are close to normal.

## 5. EMPIRICAL EXAMPLE

We study the occurrence of parameter changes in a backward-looking predictive Phillips curve given as

$$\pi_t = \alpha_0 + \alpha_1 \pi_{t-1} + \alpha_2 x_{t-1} + u_t, \quad (8)$$

where  $\pi_t$  is the inflation rate,  $x_{t-1}$  is the past real output gap, and  $u_t$  is an error term. We use quarterly data from the United States from 1960 to 2004, a total of 180 observations. Inflation is measured by the Gross Domestic Product (GDP) price index. The output gap is computed by applying the Hodrick-Prescott filter to the real GDP series measured in billions of chained 2000 US dollars.

We start by estimating a linear model and testing linearity against smoothly changing parameters. The test is based on a third-order Taylor approximation as described in Section 3. Linearity is strongly rejected with a  $p$ -value of  $1.21 \times 10^{-4}$ . A Lagrange Multiplier test for residual serial correlation also indicates the presence of autocorrelated errors. We continue by applying the model building procedure described in Section 3 and our final model has two nonlinear terms, indicating two smooth breaks in the Phillips curve. The sequence of LM tests for remaining nonlinearity has  $p$ -values 0.004 and 0.301, respectively, clearly indicating three distinct regimes. The results are shown in Table 1 and in Figure 9. Table 1 presents the parameter estimates of both linear and nonlinear models as well as some diagnostic statistics. Figure 9 shows the plots of inflation and output gap as well as the two transition functions.

## 6. CONCLUSION

In this paper, we propose asymptotic theory for the QML estimator of a logistic smooth transition regression model with time as transition variable. Although asymptotic theory cannot be derived in the standard way as the transition variable is not stationary, after proper scaling, we show that the QML estimator is consistent and asymptotically normal. The estimator is shown to converge to the true value of the parameter at the speed of  $\sqrt{T}$ . We explore the small sample behavior in simulations and illustrate with an application to US inflation and output data.

## APPENDIX A. PROOF OF CONSISTENCY

*Proof of Theorem 1.* We establish the conditions for consistency according to Theorem 4.1.1 of Amemiya (1985). We have  $\widehat{\boldsymbol{\theta}}_T \xrightarrow{p} \boldsymbol{\theta}_0$  if the following conditions hold: (1)  $\Theta$  is a compact parameter set; (2)  $\mathcal{L}_T(\boldsymbol{\theta}, \varepsilon_t)$  is continuous in  $\boldsymbol{\theta}$  and measurable in  $\varepsilon_t$ ; (3)  $\mathcal{L}_T(\boldsymbol{\theta})$  converges to a deterministic function  $\mathcal{L}(\boldsymbol{\theta})$  in probability uniformly on  $\Theta$  as  $T \rightarrow \infty$ ; and (4)  $\mathcal{L}(\boldsymbol{\theta})$  attains a unique global maximum at  $\boldsymbol{\theta}_0$ .

Item (1) is given by Assumption 1. Item (2) holds by definition of the QMLE (5) from the definition of the normal density. For item (3) we refer to Theorem 4.2.1 of Amemiya (1985): This holds for i.i.d. data if  $\mathbb{E}[\sup_{\boldsymbol{\theta} \in \Theta} |\ell_t(\boldsymbol{\theta})|] < \infty$  and  $\ell_t(\boldsymbol{\theta})$  is continuous in  $\boldsymbol{\theta}$  for each  $\varepsilon_t$ . The extension to stationary and ergodic data using the same set of assumptions is achieved in Ling and McAleer (2003, Theorem 3.1). We have  $\mathbb{E}[\sup_{\boldsymbol{\theta} \in \Theta} |\ell_t(\boldsymbol{\theta})|] < \infty$  by Jensen's inequality and  $\mathbb{E}[\sup |\phi(\varepsilon_t, \boldsymbol{\theta})|] < \infty$ , where  $\phi$  denotes the normal density function. The finiteness of the last expression follows from the assumption that  $\sigma_\varepsilon^2 > c > 0$  for some constant  $c$ . The log density  $\log \phi(\varepsilon_t, \boldsymbol{\theta})$  is continuous in  $\boldsymbol{\theta}$  for every  $\varepsilon_t$ .

Consider Item (4). By the Ergodic Theorem,  $\mathbb{E}[\ell_t(\boldsymbol{\theta})] = \mathcal{L}(\boldsymbol{\theta})$ . Rewrite the maximization problem as  $\max_{\boldsymbol{\theta} \in \Theta} \mathbb{E}[\ell_t(\boldsymbol{\theta}) - \ell_t(\boldsymbol{\theta}_0)]$ . Now, for a given number  $\sigma_\varepsilon^2$ ,

$$\begin{aligned} \mathbb{E}[\ell_t(\boldsymbol{\theta}) - \ell_t(\boldsymbol{\theta}_0)] &= \mathbb{E} \log \left[ \frac{\phi(\varepsilon_t, \boldsymbol{\theta})}{\phi(\varepsilon_t, \boldsymbol{\theta}_0)} \right] = \mathbb{E} \left[ -\frac{1}{2} \log \frac{\sigma_\varepsilon^2}{\sigma_{\varepsilon,0}^2} - \frac{1}{2} \left( \frac{\varepsilon_t^2}{\sigma_\varepsilon^2} - \frac{\varepsilon_{t,0}^2}{\sigma_{\varepsilon,0}^2} \right) \right], \\ &= -\frac{1}{2} \log \frac{\sigma_\varepsilon^2}{\sigma_{\varepsilon,0}^2} - \frac{1}{2} [\mathbb{E}(\varepsilon_t^2 \sigma_\varepsilon^{-2}) - 1]. \end{aligned} \quad (9)$$

We show that  $\mathbb{E}\varepsilon_t^2(\boldsymbol{\theta}) \geq \mathbb{E}(\varepsilon_{t,0}^2) = \sigma_{\varepsilon,0}^2$  and that (9) attains an upper bound at  $\boldsymbol{\theta} = \boldsymbol{\theta}_0$  uniquely. Consider  $\mathbb{E}[\varepsilon_t^2(\boldsymbol{\theta})] = \mathbb{E}[y_t - g(\mathbf{x}_t; \boldsymbol{\beta}, \boldsymbol{\gamma}, \mathbf{c})]^2$ . Substituting for  $y_t = g(\mathbf{x}_t; \boldsymbol{\beta}_0, \boldsymbol{\gamma}_0, \mathbf{c}_0) + \varepsilon_{t,0}$  we obtain  $\mathbb{E}[\varepsilon_t^2(\boldsymbol{\theta})] = \mathbb{E}[g(\mathbf{x}_t; \boldsymbol{\beta}_0, \boldsymbol{\gamma}_0, \mathbf{c}_0) + \varepsilon_{t,0} - g(\mathbf{x}_t; \boldsymbol{\beta}, \boldsymbol{\gamma}, \mathbf{c})]^2 \geq \mathbb{E}[\varepsilon_{t,0}^2] = \sigma_{\varepsilon,0}^2$ .

The inequality holds from Assumption 2(3). We have established that for any given  $\sigma_\varepsilon^2$ , the objective function (9) attains its maximum of

$$-\frac{1}{2} \left( \log \frac{\sigma_\varepsilon^2}{\sigma_{\varepsilon,0}^2} + \frac{\sigma_{\varepsilon,0}^2}{\sigma_\varepsilon^2} - 1 \right)$$

at  $\boldsymbol{\beta} = \boldsymbol{\beta}_0, \boldsymbol{\gamma} = \boldsymbol{\gamma}_0, \mathbf{c} = \mathbf{c}_0$ . Define  $x = \sigma_\varepsilon^2 / \sigma_{\varepsilon,0}^2$ , then

$$f(x) = -\frac{1}{2} \left( \log x + \frac{1}{x} - 1 \right)$$

attains its maximum of 0 at  $x = 1$ , therefore the maximizer is  $\sigma_\varepsilon^2 = \sigma_{\varepsilon,0}^2$ . This shows that  $\mathbb{E}[\ell_t(\boldsymbol{\theta}) - \ell_t(\boldsymbol{\theta}_0)]$  is uniquely maximized at  $\boldsymbol{\theta} = \boldsymbol{\theta}_0$ .  $\square$

## APPENDIX B. PROOF OF ASYMPTOTIC NORMALITY

In this proof, terms will sometimes involve expectations of cross-products of the type  $\mathbb{E}(XY)$ , where  $X$  and  $Y$  are correlated random variables. Note that by the Cauchy-Schwarz inequality, we have  $\mathbb{E}(XY) \leq (\mathbb{E}X^2)^{\frac{1}{2}} (\mathbb{E}Y^2)^{\frac{1}{2}}$ , and thus in order to show that the cross-product has finite expectation, it suffices to show that both random variables have finite second moments. By the

same token, if both  $X$  and  $Y$  have finite second moments,

$$\mathbb{E} [(X + Y)^2] \leq \mathbb{E} (X^2) + \mathbb{E} (Y^2) + 2 [\mathbb{E} (X^2)]^{\frac{1}{2}} [\mathbb{E} (Y^2)]^{\frac{1}{2}} \leq K [\mathbb{E} (X^2) + \mathbb{E} (Y^2)],$$

for some  $K < \infty$ .

In the outline of the proof we follow Theorem 4.1.3 of Amemiya (1985). Therefore we have to establish the conditions

- (1)  $\frac{\partial^2 \ell_t}{\partial \theta \partial \theta'}$  exists and is continuous in an open neighborhood of  $\theta_0$ .
- (2)  $\mathbf{A}_T(\theta_T^*) \xrightarrow{p} \mathbf{A}(\theta_0)$  for all sequences  $\theta_T^* \xrightarrow{p} \theta_0$ .
- (3)

$$\mathbf{B}(\theta_0)^{-\frac{1}{2}} \frac{1}{\sqrt{T}} \sum_{t=1}^{[rT]} \frac{\partial \ell_t}{\partial \theta} \Bigg|_{\theta_0} \xrightarrow{d} W(s), \quad s \in [0, 1],$$

where  $W(\cdot)$  is standard Brownian motion on the unit interval.

Item (1) is shown in Lemma 3. Item (2) needs consistency of  $\widehat{\theta}_T$  for  $\theta_0$ , which we established in Theorem 1. It further needs  $\sup_{\theta \in \Theta} |\mathbf{A}_T(\theta) - \mathbf{A}(\theta)| \xrightarrow{p} 0$ . We use Ling and McAleer (2003, Theorem 3.1) to establish this. We show the uniform convergence in Lemma 4.

Item (3) uses Billingsley (1999, Theorem 18.3) and needs (a) that  $\{\partial \ell_t / \partial \theta | \theta_0, \mathcal{F}_t\}$  is a stationary martingale difference sequence and (b) that  $\mathbf{B}(\theta_0)$  exists. Both will be proved in Lemma 3. The first two lemmata show a few technical properties of  $g(\mathbf{x}_t; \beta, \gamma, c)$  that are needed in the following.

**LEMMA 1.** *The transition function given by Equation (3) is bounded, and so are its first and second derivatives with respect to  $\gamma_m$  and  $c_m$ ,  $\forall m = 1, 2, \dots, M$ .*

*Proof.* We will use shorthand notation  $f$  for  $f[\gamma_m(\frac{T_0}{T}t - c_m)]$  below unless otherwise stated. Defining  $a_m(t) := \frac{T_0}{T}t - c_m$ ,  $t = 1, 2, \dots, T$ , it is easy to verify that  $-\infty < -c_m < a_m(t) \leq T_0 - c_m < \infty$ . Since the transition function has the range  $(0, 1)$ , it is clearly bounded. For the

first derivative of  $f$  with respect to  $\gamma_m$ ,  $\forall m = 1, 2, \dots, M$ ,

$$\left| \frac{\partial f}{\partial \gamma_m} \right| = \left| \frac{a_m(t) e^{-\gamma_m a_m(t)}}{(1 + e^{-\gamma_m a_m(t)})^2} \right| \leq |a_m(t) f| < \infty.$$

The first inequality follows from the fact that  $1 + e^{-\gamma_m a_m(t)} > e^{-\gamma_m a_m(t)} > 0$ . The second inequality holds because both  $a_m(t)$  and  $f$  are bounded. For the second derivative of  $f$  with respect to  $c_m$ ,  $\forall m = 1, 2, \dots, M$ ,

$$\begin{aligned} \left| \frac{\partial^2 f}{\partial \gamma_m^2} \right| &= \left| \frac{2a_m(t)^2 e^{-2\gamma_m a_m(t)}}{(1 + e^{-\gamma_m a_m(t)})^3} + \frac{a_m(t)^2 e^{-\gamma_m a_m(t)}}{(1 + e^{-\gamma_m a_m(t)})^2} \right| \\ &\leq \left| \frac{2a_m(t)^2 e^{-2\gamma_m a_m(t)}}{(1 + e^{-\gamma_m a_m(t)})^3} \right| + \left| \frac{a_m(t)^2 e^{-\gamma_m a_m(t)}}{(1 + e^{-\gamma_m a_m(t)})^2} \right| \\ &\leq \left| \frac{2a_m(t)^2}{1 + e^{-\gamma_m a_m(t)}} \right| + \left| \frac{a_m(t)^2}{1 + e^{-\gamma_m a_m(t)}} \right| = |3a_m(t)^2 f| < \infty. \end{aligned}$$

The second inequality follows from the fact that  $1 + e^{-\gamma_m a_m(t)} > e^{-\gamma_m a_m(t)} > 0$ , the last inequality holds because both  $a_m(t)$  and  $f$  are bounded. The proof of the boundedness of the first and second derivatives of  $f$  with respect to  $c_m$  is almost identical to the one above and is omitted for brevity.  $\square$

LEMMA 2. Let  $\xi := (\beta, \gamma, c)$ , then

- (1)  $\mathbb{E} \left\| \frac{\partial}{\partial \xi} g(\mathbf{x}_t; \beta, \gamma, c) \right\|^2 < \infty$ .
- (2)  $\mathbb{E} \left\| \frac{\partial^2}{\partial \xi \partial \xi'} g(\mathbf{x}_t; \beta, \gamma, c) \right\|^2 < \infty$ , where  $\|\cdot\|$  denotes the standard vector and matrix norms.

*Proof.* We will prove the statements element by element. For statement (1),

$$\mathbb{E} \left\| \frac{\partial}{\partial \beta_0} g(\mathbf{x}_t; \beta, \gamma, c) \right\|^2 = \mathbb{E} \|\mathbf{x}_t\|^2 < \infty$$

by Assumption 3 (2). As  $|f| < 1$ ,

$$\mathbb{E} \left\| \frac{\partial}{\partial \beta_m} g(\mathbf{x}_t; \beta, \gamma, c) \right\|^2 = \mathbb{E} \|\mathbf{x}_t f\|^2 \leq \mathbb{E} \|\mathbf{x}_t\|^2 < \infty.$$

By Lemma 1, Assumption 1, and Assumption 3(2),

$$\mathbb{E} \left\| \frac{\partial}{\partial \gamma_m} g(\mathbf{x}_t; \boldsymbol{\beta}, \boldsymbol{\gamma}, \mathbf{c}) \right\|^2 = \mathbb{E} \left\| \mathbf{x}'_t \boldsymbol{\beta}_m \frac{\partial f}{\partial \gamma_m} \right\|^2 \leq \mathbb{E} \|\mathbf{x}_t\|^2 \|\boldsymbol{\beta}_m\|^2 \left| \frac{\partial f}{\partial \gamma_m} \right|^2 < \infty.$$

Similarly,

$$\mathbb{E} \left\| \frac{\partial}{\partial c_m} g(\mathbf{x}_t; \boldsymbol{\beta}, \boldsymbol{\gamma}, \mathbf{c}) \right\|^2 = \mathbb{E} \left\| \mathbf{x}'_t \boldsymbol{\beta}_m \frac{\partial f}{\partial c_m} \right\|^2 \leq \mathbb{E} \|\mathbf{x}_t\|^2 \|\boldsymbol{\beta}_m\|^2 \left| \frac{\partial f}{\partial c_m} \right|^2 < \infty.$$

For statement (2),

$$\begin{aligned} \mathbb{E} \left\| \frac{\partial^2}{\partial \boldsymbol{\beta}_0 \partial \boldsymbol{\beta}'_0} g(\mathbf{x}_t; \boldsymbol{\beta}, \boldsymbol{\gamma}, \mathbf{c}) \right\|^2 &= \mathbf{0}, \quad \mathbb{E} \left\| \frac{\partial^2}{\partial \boldsymbol{\beta}_m \partial \boldsymbol{\beta}'_m} g(\mathbf{x}_t; \boldsymbol{\beta}, \boldsymbol{\gamma}, \mathbf{c}) \right\|^2 = \mathbf{0}, \text{ and} \\ \mathbb{E} \left\| \frac{\partial^2}{\partial \gamma_m^2} g(\mathbf{x}_t; \boldsymbol{\beta}, \boldsymbol{\gamma}, \mathbf{c}) \right\|^2 &= \mathbb{E} \left\| \mathbf{x}'_t \boldsymbol{\beta}_m \frac{\partial^2 f}{\partial \gamma_m^2} \right\|^2 \leq \mathbb{E} \|\mathbf{x}_t\|^2 \|\boldsymbol{\beta}_m\|^2 \left| \frac{\partial^2 f}{\partial \gamma_m^2} \right|^2 < \infty. \end{aligned}$$

For the second inequality, we use the fact that  $\left| \frac{\partial^2 f}{\partial \gamma_m^2} \right|$  is bounded from Lemma 1.

Similarly,

$$\mathbb{E} \left\| \frac{\partial^2}{\partial c_m^2} g(\mathbf{x}_t; \boldsymbol{\beta}, \boldsymbol{\gamma}, \mathbf{c}) \right\|^2 = \mathbb{E} \left\| \mathbf{x}'_t \boldsymbol{\beta}_m \frac{\partial^2 f}{\partial c_m^2} \right\|^2 \leq \mathbb{E} \|\mathbf{x}_t\|^2 \|\boldsymbol{\beta}_m\|^2 \left| \frac{\partial^2 f}{\partial c_m^2} \right|^2 < \infty.$$

□

LEMMA 3.

(1) *The sequence  $\left\{ \frac{\partial \ell_t}{\partial \boldsymbol{\theta}} \Big|_{\boldsymbol{\theta}_0}, \mathcal{F}_t \right\}_{t=1, \dots, T}$  is a stationary martingale difference sequence.  $\mathcal{F}_t$  is the sigma-algebra given by all information up to time  $t$ .*

(2)

$$\sup_{\boldsymbol{\theta} \in \Theta} \mathbb{E} \left\| \frac{\partial \ell_t}{\partial \boldsymbol{\theta}} \right\| < \infty,$$

(3)

$$\sup_{\boldsymbol{\theta} \in \Theta} \mathbb{E} \left\| \frac{\partial \ell_t}{\partial \boldsymbol{\theta}} \frac{\partial \ell_t}{\partial \boldsymbol{\theta}'} \right\| < \infty.$$

*Proof.* For part (1) of the proof, all derivatives are evaluated at  $\boldsymbol{\theta} = \boldsymbol{\theta}_0$ . The nought-subscript is suppressed to reduce notational clutter. Let  $\boldsymbol{\xi} = (\boldsymbol{\beta}, \boldsymbol{\gamma}, \boldsymbol{c})$ , as before.

$$\mathbb{E} \left( \frac{\partial \ell_t}{\partial \boldsymbol{\xi}} \middle| \mathcal{F}_{t-1} \right) = \mathbb{E} \left( -\frac{\varepsilon_t}{\sigma_\varepsilon^2} \frac{\partial \varepsilon_t}{\partial \boldsymbol{\xi}} \middle| \mathcal{F}_{t-1} \right) = \mathbb{E} \left( \frac{\varepsilon_t}{\sigma_\varepsilon^2} \frac{\partial}{\partial \boldsymbol{\xi}} g(\boldsymbol{x}_t; \boldsymbol{\beta}, \boldsymbol{\gamma}, \boldsymbol{c}) \middle| \mathcal{F}_{t-1} \right) = 0,$$

since  $g(\boldsymbol{x}_t; \boldsymbol{\beta}, \boldsymbol{\gamma}, \boldsymbol{c})$  is independent of  $\varepsilon_t$  and its derivatives are bounded (Lemma 2).

$$\mathbb{E} \left( \frac{\partial \ell_t}{\partial \sigma_\varepsilon^2} \middle| \mathcal{F}_{t-1} \right) = \mathbb{E} \left( -\frac{1}{2\sigma_\varepsilon^2} + \frac{1}{2} \frac{\varepsilon_t^2}{\sigma_\varepsilon^4} \middle| \mathcal{F}_{t-1} \right) = 0,$$

since  $\varepsilon_t$  has mean zero and variance  $\sigma_\varepsilon^2$ .

For part (2) and (3) of the proof, the expressions are evaluated at any  $\boldsymbol{\theta} \in \Theta$  if not otherwise stated. The data-generating parameters will be explicitly denoted by a nought-subscript. The process  $y_t$  is *data* and thus evaluated at  $\boldsymbol{\theta}_0$  throughout.

We first consider the gradient vectors of  $\boldsymbol{\xi}$ ,

$$\begin{aligned} \mathbb{E} \left\| \frac{\partial \ell_t}{\partial \boldsymbol{\xi}} \right\| &= \mathbb{E} \left\| \frac{\varepsilon_t}{\sigma_\varepsilon^2} \frac{\partial}{\partial \boldsymbol{\xi}} g(\boldsymbol{x}_t; \boldsymbol{\beta}, \boldsymbol{\gamma}, \boldsymbol{c}) \right\| \leq \left( \mathbb{E} \left| \frac{\varepsilon_t}{\sigma_\varepsilon^2} \right|^2 \right)^{\frac{1}{2}} \left( \mathbb{E} \left\| \frac{\partial}{\partial \boldsymbol{\xi}} g(\boldsymbol{x}_t; \boldsymbol{\beta}, \boldsymbol{\gamma}, \boldsymbol{c}) \right\|^2 \right)^{\frac{1}{2}} \\ &\leq \left( \frac{\mathbb{E} \varepsilon_t^2}{c} \right)^{\frac{1}{2}} \left( \mathbb{E} \left\| \frac{\partial}{\partial \boldsymbol{\xi}} g(\boldsymbol{x}_t; \boldsymbol{\beta}, \boldsymbol{\gamma}, \boldsymbol{c}) \right\|^2 \right)^{\frac{1}{2}} < \infty. \end{aligned}$$

The finiteness of the second factor follows from Lemma 2 (1). For the first factor, note that

$$\begin{aligned} \varepsilon_t^2 &= \left\{ y_t - \boldsymbol{x}_t' \boldsymbol{\beta}_0 - \sum_{m=1}^M \boldsymbol{x}_t' \boldsymbol{\beta}_m f[\gamma_m(t - c_m)] \right\}^2 \\ &= \left\{ \boldsymbol{x}_t' (\boldsymbol{\beta}_{0,0} - \boldsymbol{\beta}_0) + \sum_{m=1}^M \boldsymbol{x}_t' [\boldsymbol{\beta}_{m,0} f(\gamma_{m,0}(t - c_{m,0})) - \boldsymbol{\beta}_m f(\gamma_m(t - c_m))] \right\}^2. \end{aligned}$$



Therefore, there exists  $K \in \mathbb{N}$  such that

$$\begin{aligned} \varepsilon_t^2 &\leq K \left| \mathbf{x}'_t (\boldsymbol{\beta}_{0,0} - \boldsymbol{\beta}_0) \right|^2 + K \sum_{m=1}^M \left| \mathbf{x}'_t (\boldsymbol{\beta}_{m,0} f[\gamma_{m,0}(t - c_{m,0})] - \boldsymbol{\beta}_m f[\gamma_m(t - c_m)]) \right|^2, \\ &\leq KL \|\mathbf{x}_t\|^2 + KL \sum_{m=1}^M \|\mathbf{x}_t\|^2 = KL(M+1) \|\mathbf{x}_t\|^2, \end{aligned}$$

where  $L$  is some positive constant. The existence of such  $L$  is guaranteed by the compactness of the parameter space and the fact that  $f$  is bounded. Using Assumption 3 (2), it is clear that  $\mathbb{E}(\varepsilon_t^2)$  is bounded.

For  $\sigma_\varepsilon^2$ ,

$$\mathbb{E} \left| \frac{\partial \ell_t}{\partial \sigma_\varepsilon^2} \right| = \mathbb{E} \left| \frac{1}{2\sigma_\varepsilon^2} - \frac{1}{2} \frac{\varepsilon_t^2}{\sigma_\varepsilon^4} \right| \leq \frac{1}{2\sigma_\varepsilon^2} + \frac{1}{2} \mathbb{E} \left| \frac{\varepsilon_t^2}{\sigma_\varepsilon^4} \right| = \frac{1}{\sigma_\varepsilon^2} < \infty.$$

This shows statement (2) of Lemma 3. Statement (3) use similar techniques in the proof. We will only show the case of  $\gamma_m$ , which requires most work. The rest of the proof will be omitted for brevity.

$$\begin{aligned} \mathbb{E} \left| \frac{\partial \ell_t}{\partial \gamma_m} \frac{\partial \ell_t}{\partial \gamma'_m} \right| &= \mathbb{E} \left| \frac{\varepsilon_t^2}{\sigma_\varepsilon^4} \left( \frac{\partial f}{\partial \gamma_m} \right)^2 \mathbf{x}'_t \boldsymbol{\beta}_m \boldsymbol{\beta}'_m \mathbf{x}_t \right| \leq \left( \mathbb{E} \left| \frac{\varepsilon_t^2}{\sigma_\varepsilon^4} \right|^2 \right)^{\frac{1}{2}} \left( \mathbb{E} |\mathbf{x}'_t \boldsymbol{\beta}_m \boldsymbol{\beta}'_m \mathbf{x}_t|^2 \right)^{\frac{1}{2}} \left| \frac{\partial f}{\partial \gamma_m} \right|^2 \\ &\leq \left( \frac{\mathbb{E} \varepsilon_t^4}{c^3} \right)^{\frac{1}{2}} \left( \mathbb{E} \|\mathbf{x}_t\|^4 \|\boldsymbol{\beta}_m\|^4 \right)^{\frac{1}{2}} \left| \frac{\partial f}{\partial \gamma_m} \right|^2 < \infty. \end{aligned}$$

The finiteness of  $\mathbb{E} \|\mathbf{x}_t\|^4$  follows from Assumption 3 (2).  $\|\boldsymbol{\beta}_m\|^4$  is finite due to Assumption 1. Lemma 1 ensures that the last factor is bounded. To see the finiteness of the first factor, recall in part (2) we have shown that  $\varepsilon_t^2 \leq KL(M+1) \|\mathbf{x}_t\|^2$ . It follows that  $\varepsilon_t^4 \leq (KL)^2(M+1)^2 \|\mathbf{x}_t\|^4$ . Therefore,  $\mathbb{E} \varepsilon_t^4 \leq (KL)^2(M+1)^2 \mathbb{E} \|\mathbf{x}_t\|^4 < \infty$  by Assumption 3  $\square$

LEMMA 4. *The function*

$$g_t(\boldsymbol{\theta}) := -\frac{\partial^2 \ell_t}{\partial \boldsymbol{\theta} \partial \boldsymbol{\theta}'} - \mathbf{A}(\boldsymbol{\theta})$$

where

$$\mathbf{A}(\boldsymbol{\theta}) = -\mathbb{E} \frac{\partial^2 \ell_t}{\partial \boldsymbol{\theta} \partial \boldsymbol{\theta}'}$$

is such that  $\mathbb{E} [\sup_{\boldsymbol{\theta} \in \Theta} \|g_t(\boldsymbol{\theta})\|] < \infty$ , it is continuous in  $\boldsymbol{\theta}$  and has zero mean:  $\mathbb{E} [g_t(\boldsymbol{\theta})] = \mathbf{0}$ .

*Proof.* From the triangular inequality,

$$\mathbb{E} \left[ \sup_{\boldsymbol{\theta} \in \Theta} \|g_t(\boldsymbol{\theta})\| \right] \leq \mathbb{E} \left[ \sup_{\boldsymbol{\theta} \in \Theta} \left\| \frac{\partial^2 \ell_t}{\partial \boldsymbol{\theta} \partial \boldsymbol{\theta}'} \right\| \right] + \mathbb{E} \left[ \sup_{\boldsymbol{\theta} \in \Theta} \|\mathbf{A}(\boldsymbol{\theta})\| \right].$$

If  $\mathbb{E} [\sup_{\boldsymbol{\theta} \in \Theta} \|\partial^2 \ell_t / \partial \boldsymbol{\theta} \partial \boldsymbol{\theta}'\|] < \infty$ ,  $\mathbf{A}(\boldsymbol{\theta})$  exists and by the Ergodic Theorem, there is pointwise convergence. Thus showing absolute uniform integrability reduces to showing that

$$\mathbb{E} \sup_{\boldsymbol{\theta} \in \Theta} \left\| \frac{\partial^2 \ell_t}{\partial \boldsymbol{\theta} \partial \boldsymbol{\theta}'} \right\| < \infty.$$

Proving finiteness of the expected value of the supremum consists of repeated application of the Lebesgue Dominated Convergence Theorem (Shiryaev (1996, p. 187), Ling and McAleer (2003), Lemmas 5.3 and 5.4). We will show the statement for second derivatives element by element, starting with  $\beta_0$ ,

$$\frac{\partial^2 \ell_t}{\partial \beta_0 \partial \beta_0'} = -\frac{\mathbf{x}_t \mathbf{x}_t'}{\sigma_\varepsilon^2}.$$

According to Assumption 2 (1) there exists a constant  $c$  such that  $\sigma_\varepsilon^2 > c > 0$ , therefore

$$\sup_{\boldsymbol{\theta} \in \Theta} \left\| \frac{\partial^2 \ell_t}{\partial \beta_0 \partial \beta_0'} \right\| \leq \left\| \frac{\mathbf{x}_t \mathbf{x}_t'}{c} \right\|.$$

By Assumption 3 (3),

$$\mathbb{E} \left( \sup_{\boldsymbol{\theta} \in \Theta} \left\| \frac{\partial^2 \ell_t}{\partial \beta_0 \partial \beta_0'} \right\| \right) \leq \mathbb{E} \left( \left\| \frac{\mathbf{x}_t \mathbf{x}_t'}{c} \right\| \right) < \infty.$$

For  $\beta_m$ ,  $m = 1, 2, \dots, M$ ,

$$\sup_{\boldsymbol{\theta} \in \Theta} \left\| \frac{\partial^2 \ell_t}{\partial \beta_m \partial \beta_m'} \right\| = \sup_{\boldsymbol{\theta} \in \Theta} \left\| \frac{\mathbf{x}_t \mathbf{x}_t' f^2}{\sigma_\varepsilon^2} \right\| \leq \sup_{\boldsymbol{\theta} \in \Theta} \left\| \frac{\mathbf{x}_t \mathbf{x}_t' f^2}{c} \right\| \leq \left\| \frac{\mathbf{x}_t \mathbf{x}_t'}{c} \right\|.$$

The last inequality follows from the fact that  $|f| \leq 1$ . Therefore,

$$\mathbb{E} \left( \sup_{\theta \in \Theta} \left\| \frac{\partial^2 \ell_t}{\partial \beta_m \partial \beta'_m} \right\| \right) \leq \frac{\mathbb{E} (\|\mathbf{x}_t \mathbf{x}'_t\|)}{c} < \infty.$$

We next examine the second derivatives of the log likelihood with respect to  $\sigma_\varepsilon^2$ ,

$$\left| \frac{\partial^2 \ell_t}{\partial (\sigma_\varepsilon^2)^2} \right| = \left| \frac{1}{2\sigma_\varepsilon^4} - \frac{\varepsilon_t^2}{\sigma_\varepsilon^6} \right| \leq \left| \frac{1}{2\sigma_\varepsilon^4} \right| + \left| \frac{\varepsilon_t^2}{\sigma_\varepsilon^6} \right| \quad \text{and} \quad \sup_{\theta \in \Theta} \left| \frac{\partial^2 \ell_t}{\partial (\sigma_\varepsilon^2)^2} \right| \leq \frac{1}{2c^2} + \frac{1}{c^3} \sup_{\theta \in \Theta} \varepsilon_t^2.$$

In order to show  $\mathbb{E} \sup_{\theta \in \Theta} \left| \frac{\partial^2 \ell_t}{\partial (\sigma_\varepsilon^2)^2} \right| < \infty$ , it is sufficient to show that  $\mathbb{E} [\sup_{\theta \in \Theta} (\varepsilon_t^2)] < \infty$ .

Recall we have already proved in Lemma 3 (2) that  $\varepsilon_t^2 \leq KL(M+1) \|\mathbf{x}_t\|^2$ . It follows that

$$\mathbb{E} [\sup_{\theta \in \Theta} (\varepsilon_t^2)] \leq KL(M+1) \mathbb{E} \|\mathbf{x}_t\|^2 < \infty.$$

To show that  $\mathbb{E} \left[ \sup_{\theta \in \Theta} \left| \frac{\partial^2 \ell_t}{\partial \gamma_m^2} \right| \right] < \infty$ , consider

$$\begin{aligned} \left| \frac{\partial^2 \ell_t}{\partial \gamma_m^2} \right| &= \left| \frac{-\left(\mathbf{x}'_t \boldsymbol{\beta}_m \frac{\partial f}{\partial \gamma_m}\right)^2 + \varepsilon_t \left(\mathbf{x}'_t \boldsymbol{\beta}_m \frac{\partial^2 f}{\partial \gamma_m^2}\right)}{\sigma_\varepsilon^2} \right| \leq \frac{1}{c} \left( \frac{\partial f}{\partial \gamma_m} \right)^2 |\mathbf{x}'_t \boldsymbol{\beta}_m|^2 + \frac{1}{c} \left| \frac{\partial^2 f}{\partial \gamma_m^2} \right| |\varepsilon_t| |\mathbf{x}'_t \boldsymbol{\beta}_m| \\ &\leq \frac{L}{c} \left( \frac{\partial f}{\partial \gamma_m} \right)^2 \|\mathbf{x}_t\|^2 + \frac{1}{c} \left| \frac{\partial^2 f}{\partial \gamma_m^2} \right| |\varepsilon_t| |\mathbf{x}'_t \boldsymbol{\beta}_m|, \end{aligned}$$

where  $L$  is some positive constant. The second term on the right side can be written as

$$\begin{aligned} \frac{1}{c} \left| \frac{\partial^2 f}{\partial \gamma_m^2} \right| |\varepsilon_t| |\mathbf{x}'_t \boldsymbol{\beta}_m| &= \frac{1}{c} \left| \frac{\partial^2 f}{\partial \gamma_m^2} \right| \left| \mathbf{x}'_t (\boldsymbol{\beta}_{0,0} - \boldsymbol{\beta}_0) + \sum_{m=1}^M \mathbf{x}'_t (\boldsymbol{\beta}_{m,0} f_{m,0} - \boldsymbol{\beta}_m f_m) \right| |\mathbf{x}'_t \boldsymbol{\beta}_m|, \\ &= \frac{1}{c} \left| \frac{\partial^2 f}{\partial \gamma_m^2} \right| |\mathbf{x}'_t (\boldsymbol{\beta}_{0,0} - \boldsymbol{\beta}_0)| |\mathbf{x}'_t \boldsymbol{\beta}_m| + \left| \sum_{m=1}^M \mathbf{x}'_t (\boldsymbol{\beta}_{m,0} f_{m,0} - \boldsymbol{\beta}_m f_m) \right| |\mathbf{x}'_t \boldsymbol{\beta}_m|, \\ &\leq \frac{1}{c} \left| \frac{\partial^2 f}{\partial \gamma_m^2} \right| K \|\mathbf{x}_t\|^2, \end{aligned}$$

where  $K$  is some positive constant. Again, the compactness of the parameter space, boundedness of  $f$ , and stationarity of  $\mathbf{x}_t$  ensures the existence of  $K$  and  $L$ . It follows that

$$\left| \frac{\partial^2 \ell_t}{\partial \gamma_i^2} \right| \leq \left( \frac{L}{c} \left( \frac{\partial f}{\partial \gamma_i} \right)^2 + \frac{1}{c} \left| \frac{\partial^2 f}{\partial \gamma_i^2} \right| K \right) \|\mathbf{x}_t\|^2.$$

The finiteness of the derivatives of  $f$  was shown in Lemma 1. Thus,

$$\mathbb{E} \sup_{\theta \in \Theta} \left| \frac{\partial^2 \ell_t}{\partial \gamma_i^2} \right| \leq \left( \frac{L}{c} \left( \frac{\partial f}{\partial \gamma_i} \right)^2 + \frac{1}{c} \left| \frac{\partial^2 f}{\partial \gamma_i^2} \right| K \right) \mathbb{E} \|\mathbf{x}_t\|^2 < \infty.$$

The proof that  $\mathbb{E} \sup_{\theta \in \Theta} \left| \frac{\partial^2 \ell_t}{\partial c_i^2} \right| < \infty$  closely resembles the proof above and is omitted for brevity.  $\square$

*Proof of Theorem 2.* The proof establishes the conditions of Theorem 4.1.3 of Amemiya (1985) with a generalization due to Ling and McAleer (2003, Theorem 3.1). We need consistency of  $\widehat{\boldsymbol{\theta}}_T$  for  $\boldsymbol{\theta}_0$ , which was shown in Theorem 1. Then we show

$$\mathbf{B}(\boldsymbol{\theta}_0)^{-\frac{1}{2}} \frac{1}{\sqrt{T}} \sum_{t=1}^{[rT]} \left. \frac{\partial \ell_t}{\partial \boldsymbol{\theta}} \right|_{\boldsymbol{\theta}_0} \xrightarrow{d} W(s), \quad s \in [0, 1],$$

where  $W(r)$  is  $N$ -dimensional standard Brownian motion on the unit interval. This is condition (C) in Theorem 4.1.3 of Amemiya (1985). The convergence follows from Theorem 18.3 in Billingsley (1999) if (a)  $\left\{ \frac{\partial \ell_t}{\partial \boldsymbol{\theta}} \Big|_{\boldsymbol{\theta}_0}, \mathcal{F}_t \right\}$  is a stationary martingale difference, and (b)  $\mathbf{B}(\boldsymbol{\theta}_0)$  exists. Both conditions were shown in Lemma 3.

To satisfy condition (B) of Theorem 4.1.3 of Amemiya (1985), we have to establish

$$\mathbf{A}_T(\boldsymbol{\theta}_T^*) \xrightarrow{p} \mathbf{A}(\boldsymbol{\theta}_0)$$

for any sequence  $\boldsymbol{\theta}_T^* \xrightarrow{p} \boldsymbol{\theta}_0$ ,

$$\mathbf{A}_T(\boldsymbol{\theta}_T^*) = -\frac{1}{T} \sum_{t=1}^T \frac{\partial^2 \ell_t}{\partial \boldsymbol{\theta} \partial \boldsymbol{\theta}'} \Big|_{\boldsymbol{\theta}_T^*} \quad \text{and} \quad \mathbf{A}(\boldsymbol{\theta}_0) = -\mathbb{E} \frac{\partial^2 \ell_t}{\partial \boldsymbol{\theta} \partial \boldsymbol{\theta}'} \Big|_{\boldsymbol{\theta}_0}$$

is non-singular. Conditions for the double stochastic convergence can be found in Theorem 21.6 of Davidson (1994). We need to show

- (1) consistency of  $\widehat{\boldsymbol{\theta}}_T$  for  $\boldsymbol{\theta}_0$  (Theorem 1), and
- (2) uniform convergence of  $\mathbf{A}_T$  to  $\mathbf{A}$  in probability, i.e.  $\sup_{\boldsymbol{\theta} \in \Theta} |\mathbf{A}_T(\boldsymbol{\theta}) - \mathbf{A}(\boldsymbol{\theta})| \xrightarrow{p} 0$ .

We prove uniform convergence of  $\mathbf{A}_T$  using Theorem 3.1 of Ling and McAleer (2003), who generalize Theorem 4.2.1 of Amemiya (1985) from i.i.d. data to stationary and ergodic data. This allows the immediate invocation of the Ergodic Theorem without having to check finiteness of third derivatives of  $\ell_t$  as in Andrews (1992, Theorem 2). To apply Theorem 3.1 of Ling and McAleer (2003) we need that

$$g_t(\boldsymbol{\theta}) = -\frac{\partial^2 \ell_t}{\partial \boldsymbol{\theta} \partial \boldsymbol{\theta}'} - \mathbf{A}(\boldsymbol{\theta})$$

is continuous in  $\boldsymbol{\theta}$  (this also establishes condition (A) of Theorem 4.1.3. of Amemiya (1985) along the way), has expected value  $\mathbb{E}g_t(\boldsymbol{\theta}) = 0$  and  $\mathbb{E}[\sup_{\boldsymbol{\theta} \in \Theta} |g_t(\boldsymbol{\theta})|] < \infty$ . This was shown in Lemma 4. Thus, we have established all conditions for asymptotic normality according to Theorem 4.1.3 of Amemiya (1985).  $\square$

*Proof of Proposition 1.* The proof of uniform convergence in probability of  $\mathbf{A}_T$  to  $\mathbf{A}$  is given in Lemma 4 and Theorem 2. We need to show uniform convergence of  $\mathbf{B}_T$  to  $\mathbf{B}$ . We employ Theorem 3.1 of Ling and McAleer (2003) again and show that

$$h_t(\boldsymbol{\theta}) := \frac{\partial \ell_t}{\partial \boldsymbol{\theta}} \frac{\partial \ell_t}{\partial \boldsymbol{\theta}'} - \mathbf{B}(\boldsymbol{\theta}),$$

is absolutely uniformly integrable, continuous in  $\boldsymbol{\theta}$ , and has expected value  $\mathbb{E}h_t(\boldsymbol{\theta}) = 0$ . The detailed proof is in complete analogy to Lemma 4 and is omitted for brevity.  $\square$

## REFERENCES

- AMEMIYA, T. (1985): *Advanced Econometrics*. Harvard University Press, Cambridge.
- ANDREWS, D. (1992): “Generic Uniform Convergence,” *Econometric Theory*, 8, 241–257.
- ANDREWS, D. W. K., AND C. J. MCDERMOTT (1995): “Nonlinear Econometric Models with Deterministically Trending Variables,” *Review of Economic Studies*, 62, 343–360.
- AREOSA, W., M. MCALEER, AND M. MEDEIROS (2011): “Moment-Based Estimation of Smooth Transition Regression Models with Endogenous Variables,” *Journal of Econometrics*, 165, 100–111.
- BILLINGSLEY, P. (1999): *Convergence of Probability Measures*. Wiley, New York, second edn.
- CHAN, K. S., AND H. TONG (1986): “On Estimating Thresholds in Autoregressive Models,” *Journal of Time Series Analysis*, 7, 179–190.
- DAVIDSON, J. (1994): *Stochastic Limit Theory*. Oxford University Press, Oxford.
- LI, W. K., S. LING, AND M. MCALEER (2002): “Recent Theoretical Results for Time Series Models with GARCH Errors,” *Journal of Economic Surveys*, 16, 245–269.
- LIN, C. F. J., AND T. TERÄSVIRTA (1994): “Testing the Constancy of Regression Parameters Against Continuous Structural Change,” *Journal of Econometrics*, 62, 211–228.
- LING, S., AND M. MCALEER (2003): “Asymptotic Theory for a Vector ARMA-GARCH Model,” *Econometric Theory*, 19, 280–310.
- LUNDBERGH, S., AND T. TERÄSVIRTA (1998): “Modelling Economic High-Frequency Time Series with STAR-STGARCH Models,” Working Paper Series in Economics and Finance 291, Stockholm School of Economics.
- LUUKKONEN, R., P. SAIKKONEN, AND T. TERÄSVIRTA (1988): “Testing Linearity Against Smooth Transition Autoregressive Models,” *Biometrika*, 75, 491–499.
- MEDEIROS, M., E. MENDES, AND L. OXLEY (2009): “Cointegrating Smooth Transition Regressions with a Stationary Transition Variable,” Discussion paper, Department of Economics,

Pontifical Catholic University of Rio de Janeiro.

MEDEIROS, M. C., AND A. VEIGA (2003): “Diagnostic Checking in a Flexible Nonlinear Time Series Model,” *Journal of Time Series Analysis*, 24, 461–482.

——— (2005): “A Flexible Coefficient Smooth Transition Time Series Model,” *IEEE Transactions on Neural Networks*, 16, 97–113.

MIRA, S., AND A. ESCRIBANO (2000): “Nonlinear Time Series Models: Consistency and Asymptotic Normality of NLS Under New Conditions,” in *Nonlinear Econometric Modeling in Time Series Analysis*, ed. by W. A. Barnett, D. Hendry, S. Hylleberg, T. Teräsvirta, D. Tjøstheim, and A. Würtz, pp. 119–164. Cambridge University Press.

PERRON, P. (1989): “The Great Crash, the Oil Price Shock, and the Unit Root Hypothesis,” *Econometrica*, 57(6), 1361–1401.

SAIKKONEN, P., AND I. CHOI (2004): “Cointegrating Smooth Transition Regressions,” *Econometric Theory*, 20, 301–340.

SHIRYAEV, A. (1996): *Probability*. Springer, New York, second edn.

STRIKHOLM, B. (2006): “Determining the number of breaks in a piecewise linear regression model,” Working Paper Series in Economics and Finance 648, Stockholm School of Economics.

SUAREZ-FARIÑAS, M., C. E. PEDREIRA, AND M. C. MEDEIROS (2004): “Local Global Neural Networks: A New Approach for Nonlinear Time Series Modeling,” *Journal of the American Statistical Association*, 99, 1092–1107.

TERÄSVIRTA, T. (1994): “Specification, Estimation, and Evaluation of Smooth Transition Autoregressive Models,” *Journal of the American Statistical Association*, 89, 208–218.

——— (1998): “Modelling Economic Relationships with Smooth Transition Regressions,” in *Handbook of Applied Economic Statistics*, ed. by A. Ullah, and D. E. A. Giles, pp. 507–552. Dekker.

TERÄSVIRTA, T., D. TJØSTHEIM, AND C. GRANGER (2010): *Modelling Nonlinear Economic Time Series*. Oxford University Press, Oxford, UK.

VAN DIJK, D., T. TERÄSVIRTA, AND P. H. FRANSES (2002): “Smooth Transition Autoregressive Models - A Survey of Recent Developments,” *Econometric Reviews*, 21, 1–47.

TABLE 1. ESTIMATION RESULTS.

The table reports the parameter estimates for both linear and nonlinear specifications. The value between parenthesis are the standard errors. The table also reports  $p$ -values of the sequence of LM tests for remaining nonlinearity as well as the AIC for both linear and nonlinear models.

Parameter	Linear Model	Nonlinear Model		
		First regime	Second Regime	Third Regime
Intercept	0.0011 (0.0003)	0.0036 (0.0014)	0.0018 (0.0018)	- 0.0024 (0.0013)
$\pi_{t-1}$	0.8833 (0.0331)	0.1519 (0.3684)	0.5223 (0.3733)	- 0.1920 (0.1351)
$x_{t-1}$	0.0361 (0.0132)	0.0919 (0.0454)	- 0.0362 (0.0485)	0.0030 (0.0329)
$\gamma$			20 (13.9086)	60 (83.9221)
$c$			0.5977 (0.0543)	1.8778 (0.0284)
$p$ -value		$1.2121 \times 10^{-4}$	0.0045	0.3010
AIC	-11.8023		-11.8975	

(E. Hillebrand) CREATES, AARHUS UNIVERSITY, DENMARK.

*E-mail address:* ehillebrand@creates.au.dk

(M. C. Medeiros) DEPARTMENT OF ECONOMICS, PONTIFICAL CATHOLIC UNIVERSITY OF RIO DE JANEIRO, RIO DE JANEIRO, RJ, BRAZIL.

*E-mail address:* mcm@econ.puc-rio.br

(J. Xu) DEPARTMENT OF ECONOMICS, LOUISIANA STATE UNIVERSITY, BATON ROUGE, USA.

*E-mail address:* jxu2@lsu.edu



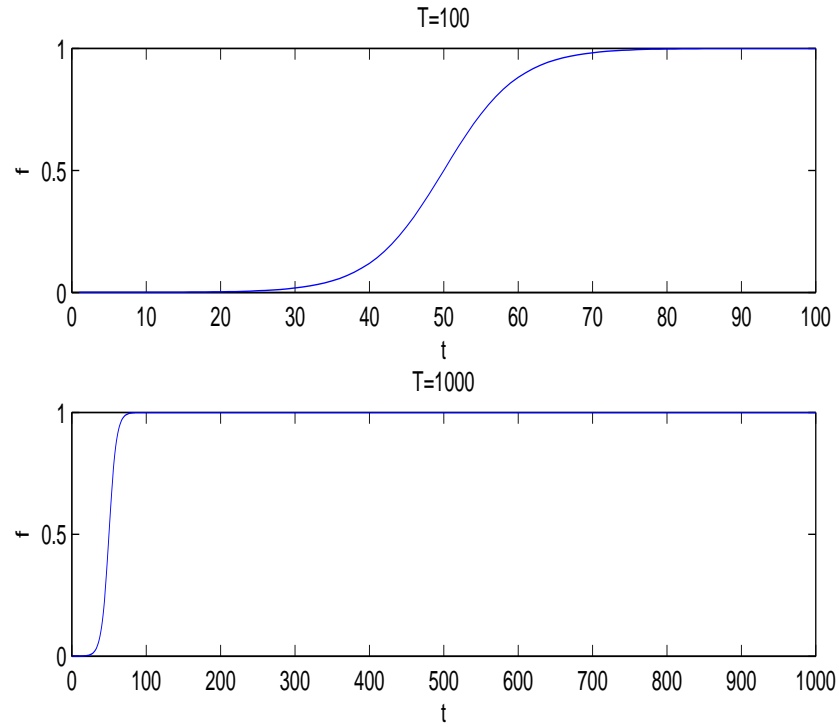


FIGURE 1. Same ununscaled logistic transition functions with different sample sizes  $T = 100$  &  $1000$ .  $\gamma = 0.2$ ;  $c = 50$ .

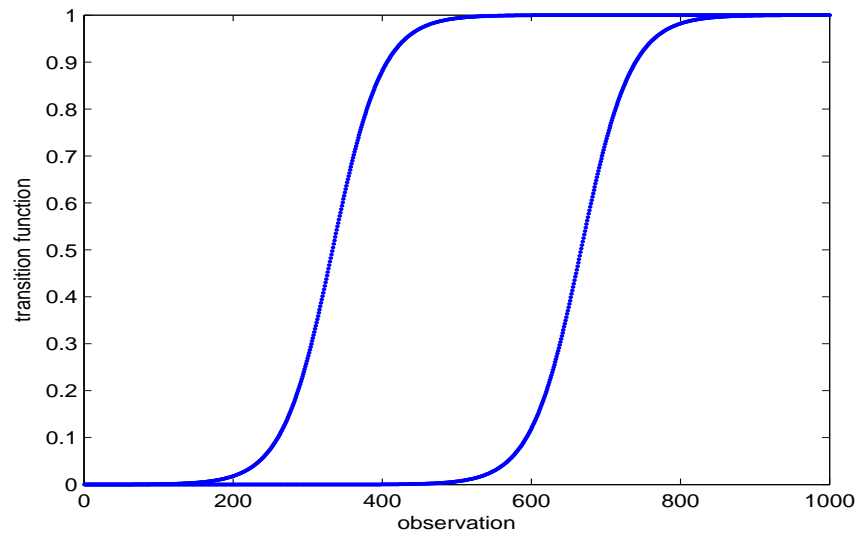


FIGURE 2. Transition function for Models A and B with 1000 observations.

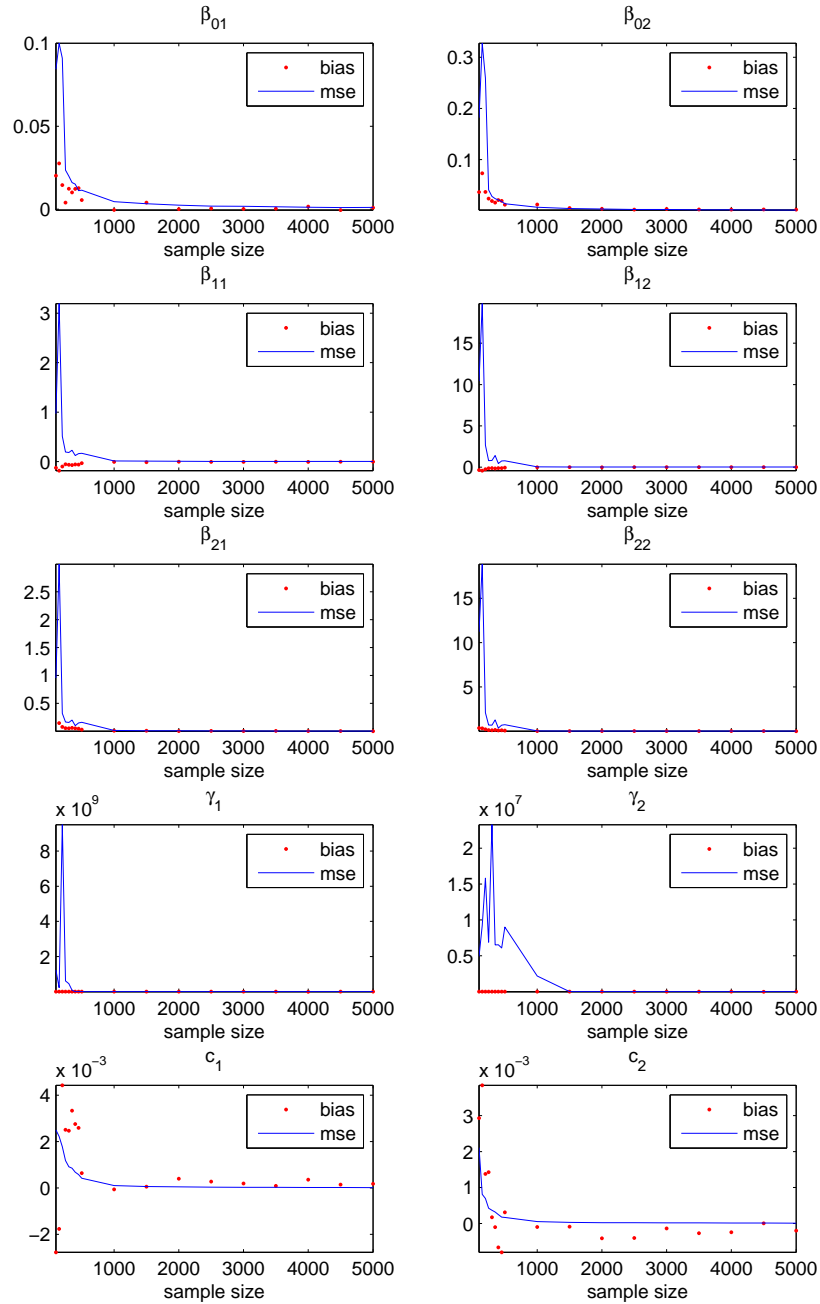


FIGURE 3. Bias and mean squared error (MSE) of the quasi-maximum likelihood estimator of the parameters of Model A with uniform errors.

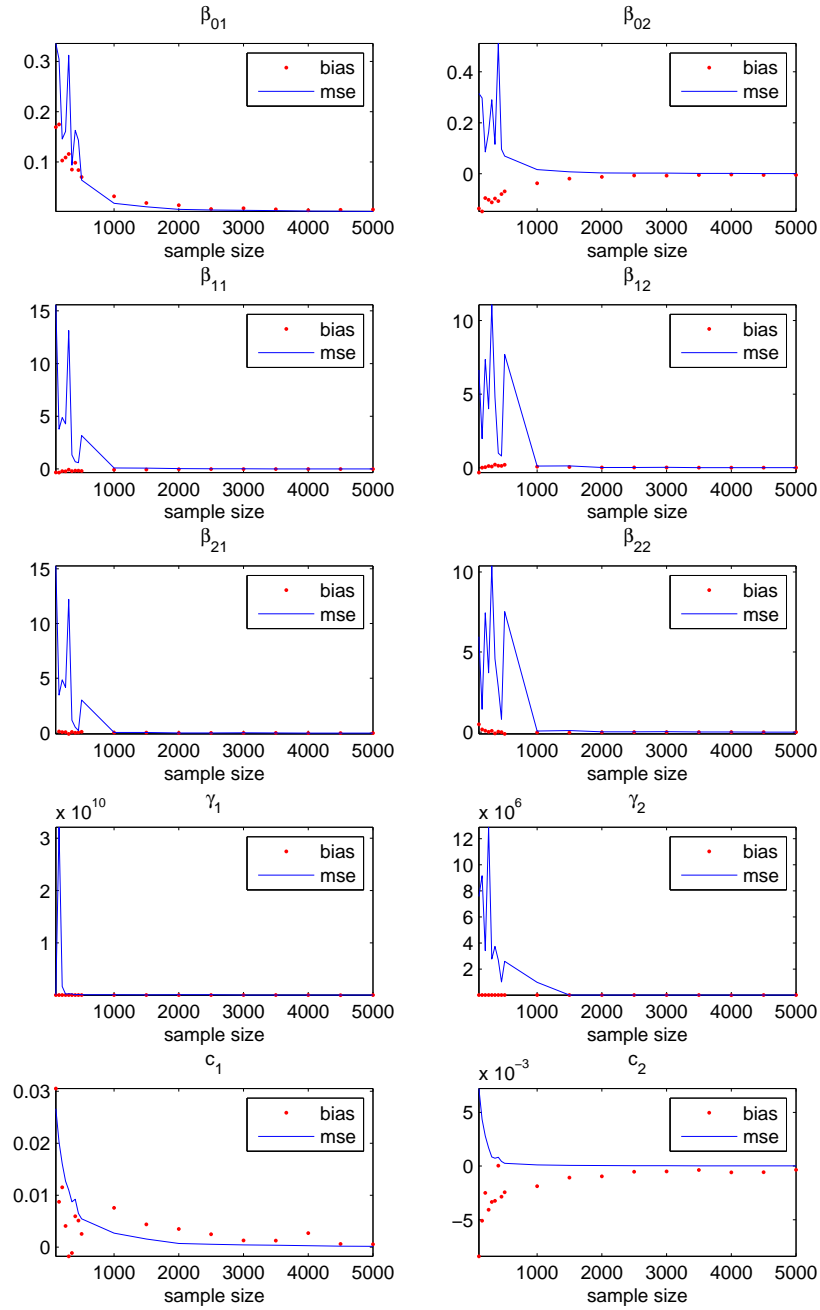


FIGURE 4. Bias and mean squared error (MSE) of the quasi-maximum likelihood estimator of the parameters of Model B with uniform errors.

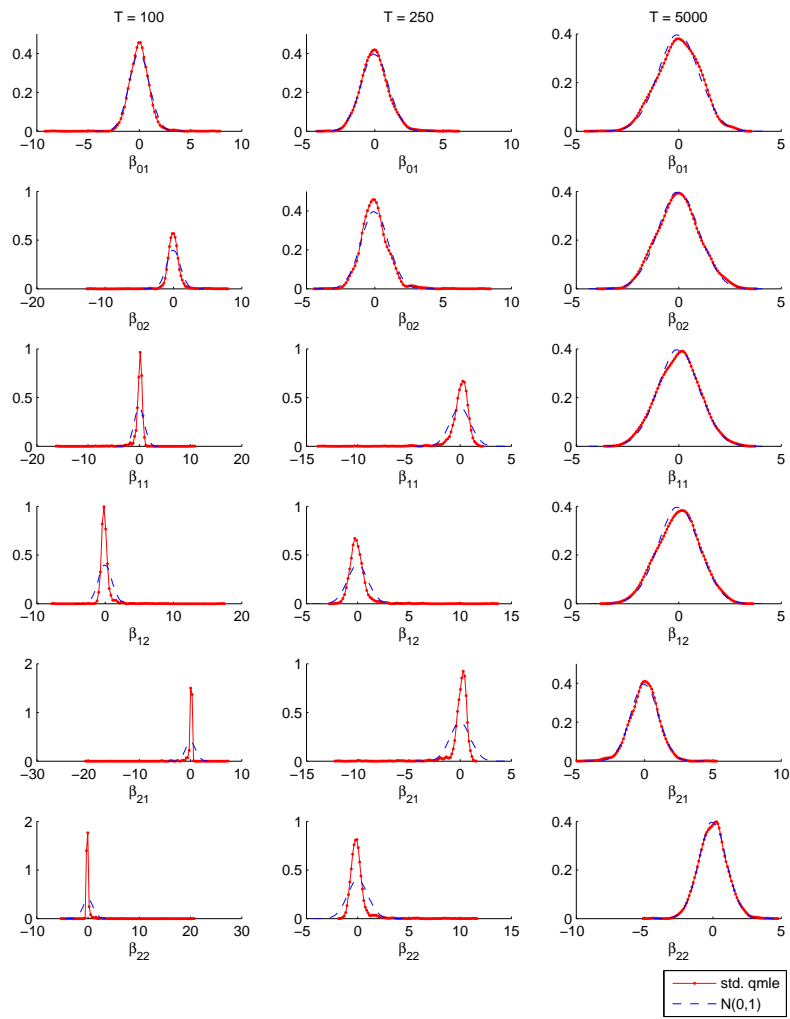


FIGURE 5. Distribution of the standardized QMLE of the linear parameters of Model A with uniform errors.

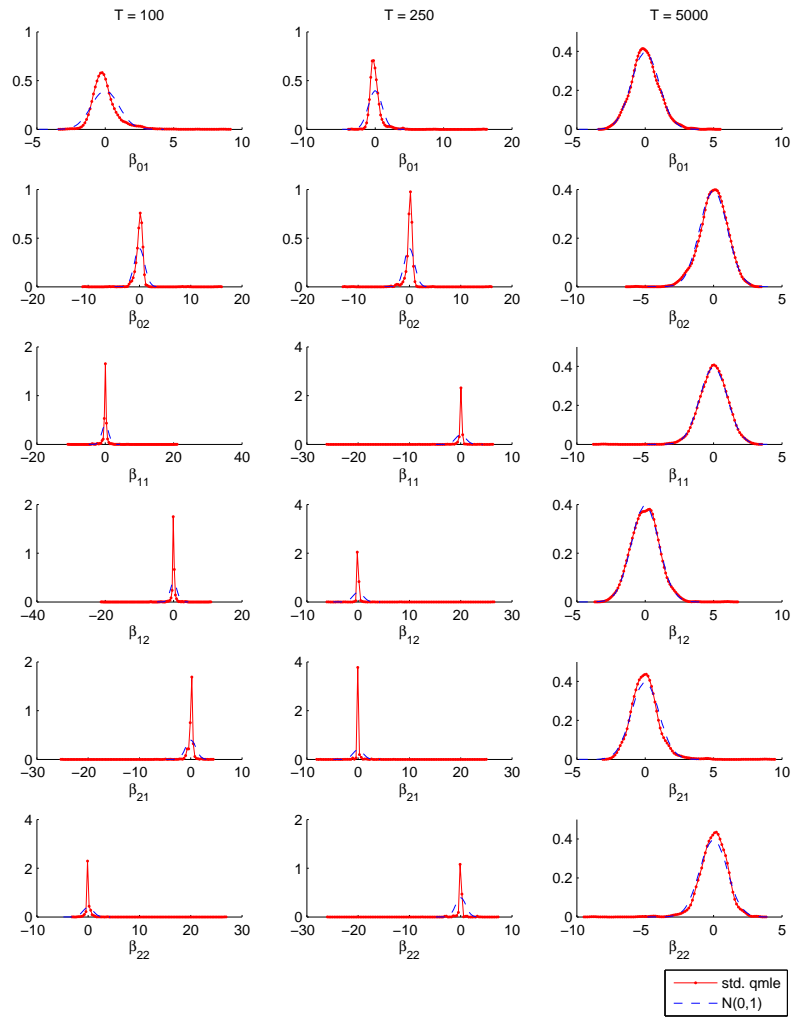


FIGURE 6. Distribution of the standardized QMLE of the linear parameters of Model B with uniform errors.

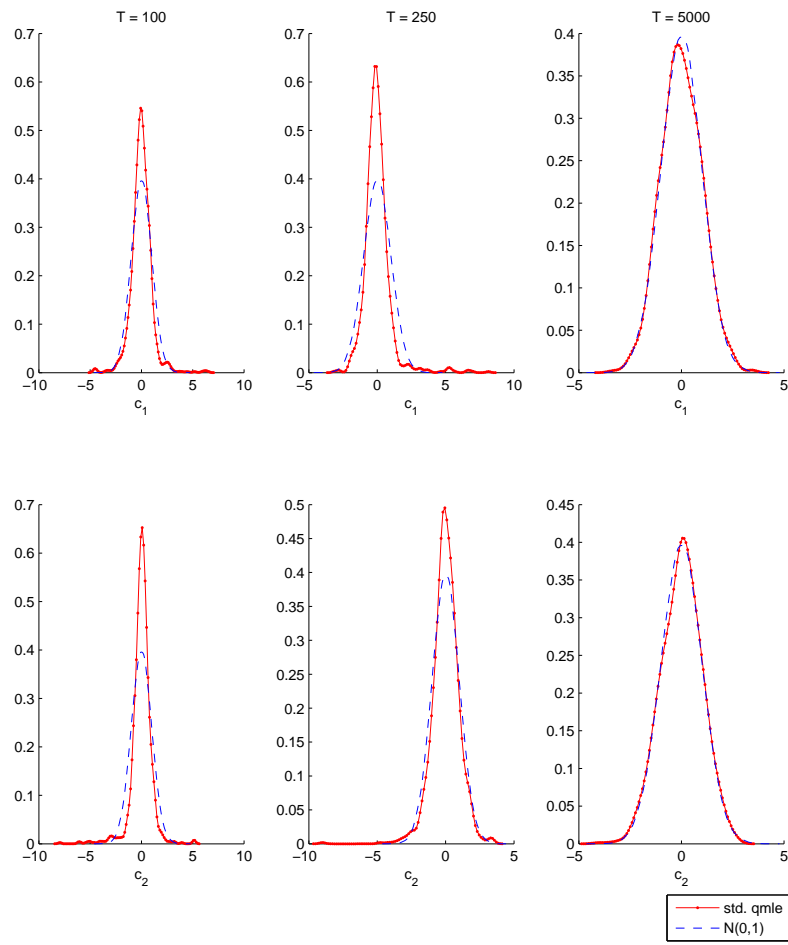


FIGURE 7. Distribution of the standardized QMLE of the location parameters for Model A with uniform errors.

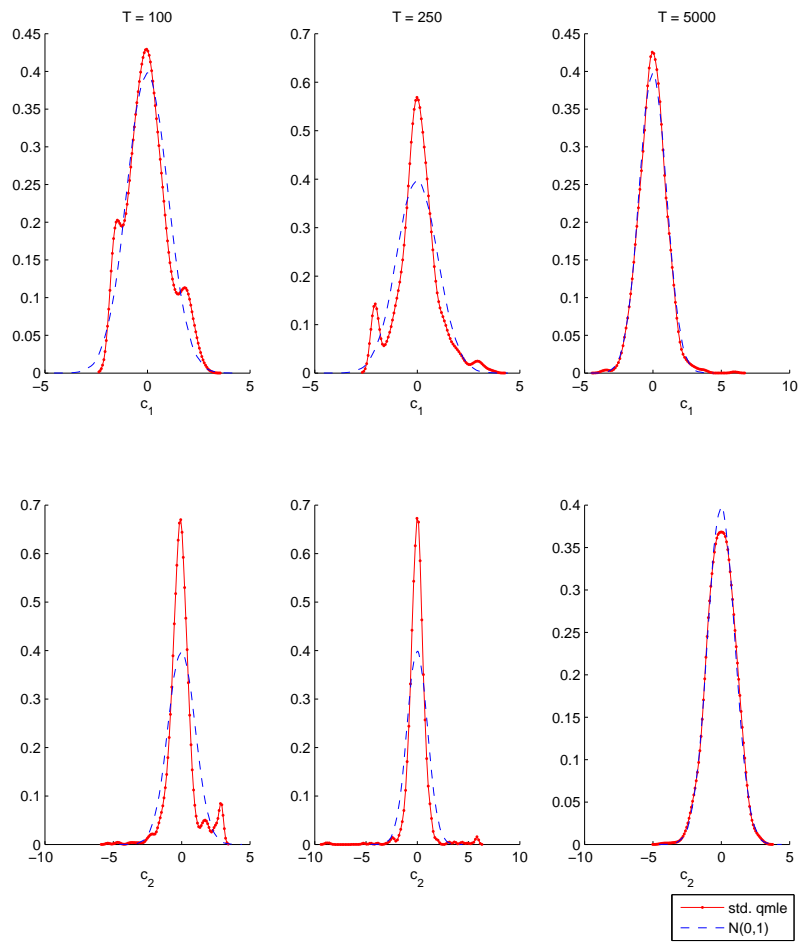
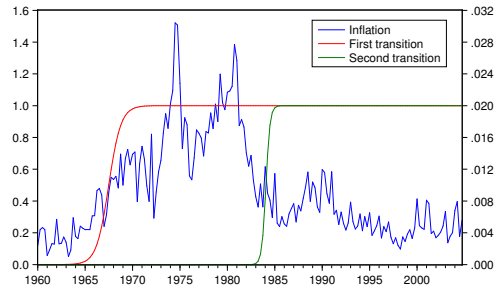
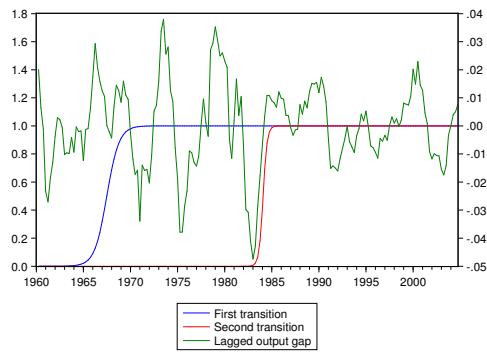


FIGURE 8. Distribution of the standardized QMLE of the location parameters for Model B with uniform errors.



(a)



(b)

FIGURE 9. Top panel: inflation. Bottom panel: output gap.



- 2012-15: Matt P. Dziubinski and Stefano Grassi: Heterogeneous Computing in Economics: A Simplified Approach
- 2012-16: Anders Bredahl Kock and Laurent A.F. Callot: Oracle Inequalities for High Dimensional Vector Autoregressions
- 2012-17: Eric Hillebrand, Huiyu Huang, Tae-Hwy Lee and Canlin Li: Using the Yield Curve in Forecasting Output Growth and Inflation
- 2012-18: Eric Hillebrand and Tae-Hwy Lee: Stein-Rule Estimation and Generalized Shrinkage Methods for Forecasting Using Many Predictors
- 2012-19: Bent Jesper Christensen, Morten Ørregaard Nielsen and Jie Zhu: The impact of financial crises on the risk-return tradeoff and the leverage effect
- 2012-20: Hendrik Kaufmann, Robinson Kruse and Philipp Sibbertsen: On tests for linearity against STAR models with deterministic trends
- 2012-21: Andrey Launov, Olaf Posch and Klaus Wälde: On the estimation of the volatility-growth link
- 2012-22: Peter O. Christensen and Zhenjiang Qin: Information and Heterogeneous Beliefs: Cost of Capital, Trading Volume, and Investor Welfare
- 2012-23: Zhenjiang Qin: Heterogeneous Beliefs, Public Information, and Option Markets
- 2012-24: Zhenjiang Qin: Continuous Trading Dynamically Effectively Complete Market with Heterogeneous Beliefs
- 2012-25: Heejoon Han and Dennis Kristensen: Asymptotic Theory for the QMLE in GARCH-X Models with Stationary and Non-Stationary Covariates
- 2012-26: Lei Pan, Olaf Posch and Michel van der Wel: Measuring Convergence using Dynamic Equilibrium Models: Evidence from Chinese Provinces
- 2012-27: Lasse Bork and Stig V. Møller: Housing price forecastability: A factor analysis
- 2012-28: Johannes Tang Kristensen: Factor-Based Forecasting in the Presence of Outliers: Are Factors Better Selected and Estimated by the Median than by The Mean?
- 2012-29: Anders Rahbek and Heino Bohn Nielsen: Unit Root Vector Auto-regression with volatility Induced Stationarity
- 2012-30: Eric Hillebrand and Marcelo C. Medeiros: Nonlinearity, Breaks, and Long-Range Dependence in Time-Series Models
- 2012-31: Eric Hillebrand, Marcelo C. Medeiros and Junyue Xu: Asymptotic Theory for Regressions with Smoothly Changing Parameters